



**CANADIAN FEDERATION
OF INDEPENDENT BUSINESS**

In business for your business™



Your Voice Omnibus Survey on Small Business Issues

Key results for January 2022



Overview: CFIB omnibus surveys since 2020

CFIB has surveyed members on the impacts of COVID-19 from the start of the pandemic (15 weekly surveys from mid March 2020 to early July 2020).

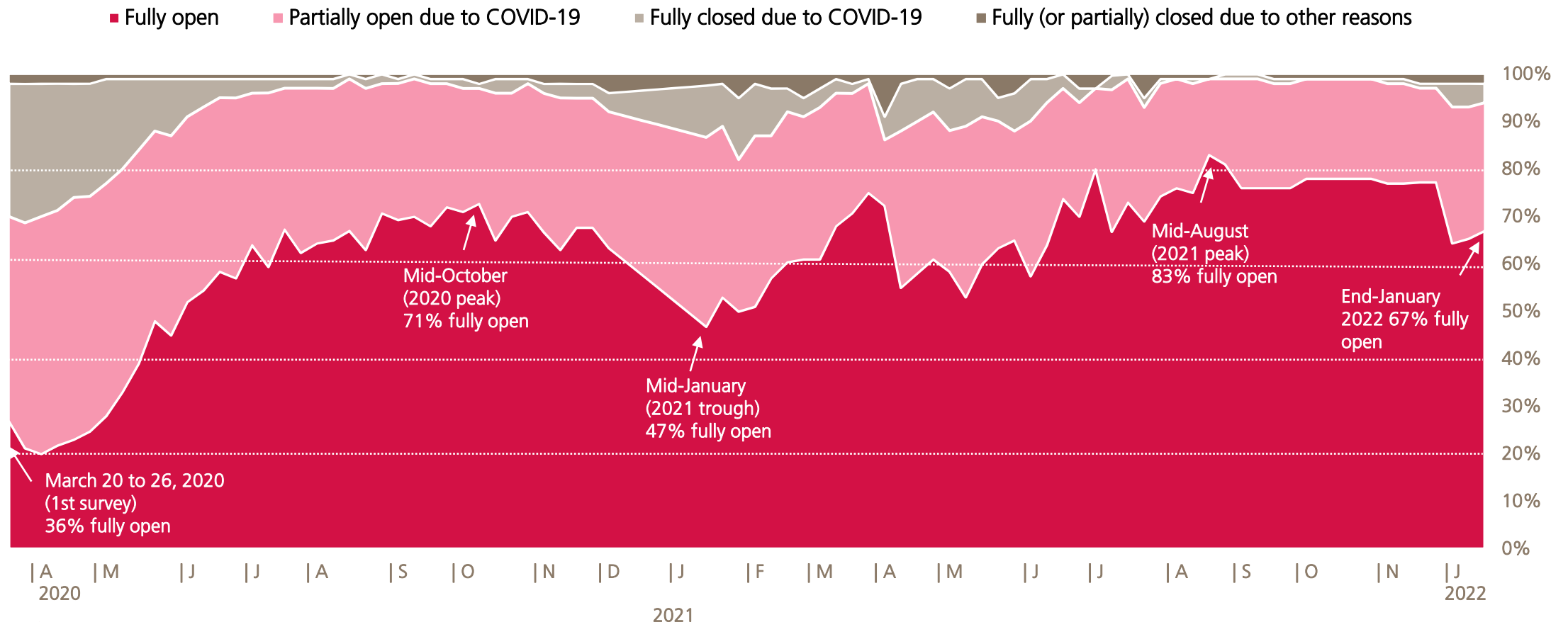
The surveys switched to biweekly frequency in the summer of 2020 (4 surveys from mid July to end of August), then to monthly frequency in the fall of 2020.

Starting January 2021, every month, CFIB members answer *Your Voice*, a survey covering a wide range of current topics, including COVID-19 impacts. The latest monthly takeaways are presented here in a few key charts.

Survey data featured in this document

Survey name:	<i>Your Voice – January 2022</i>
Active dates:	<i>January 18-27, 2022</i>
Survey details:	<ul style="list-style-type: none">• <i>English online survey sent on January 18, 2022.</i>• <i>French online survey sent on January 20, 2022.</i>
Respondents:	<i>5,630 active CFIB members (1 vote = 1 Canadian independent business)</i>
Margin of error for probability sample of the same size (for comparison purposes only):	<i>+/-1.3%, 19 times out of 20</i>

A third of Canadian small businesses are still not fully open (% response)

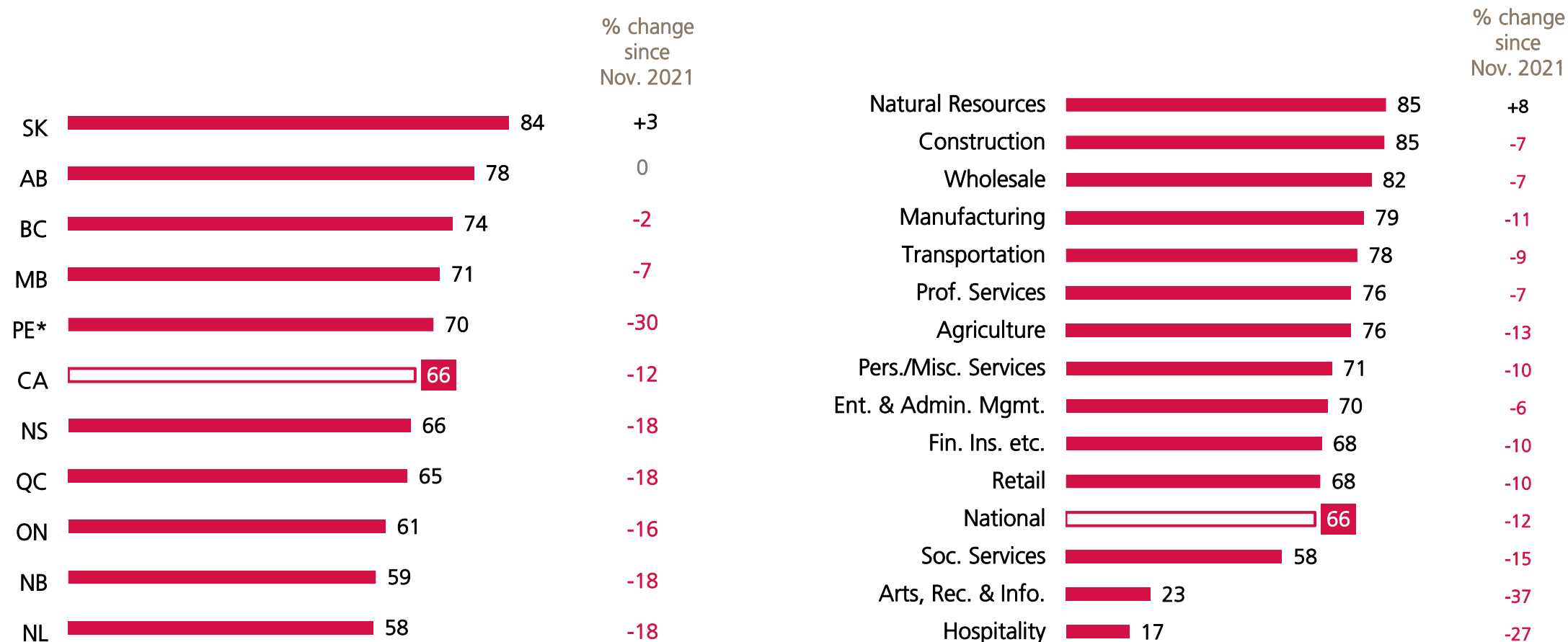


➡ 67% of Canadian businesses were fully open in January 2022, down 11 percentage points from November 2021.

Source: CFIB, COVID-19 and Your Voice surveys – March 2020 to January 2022.

Businesses fully open, January 2022

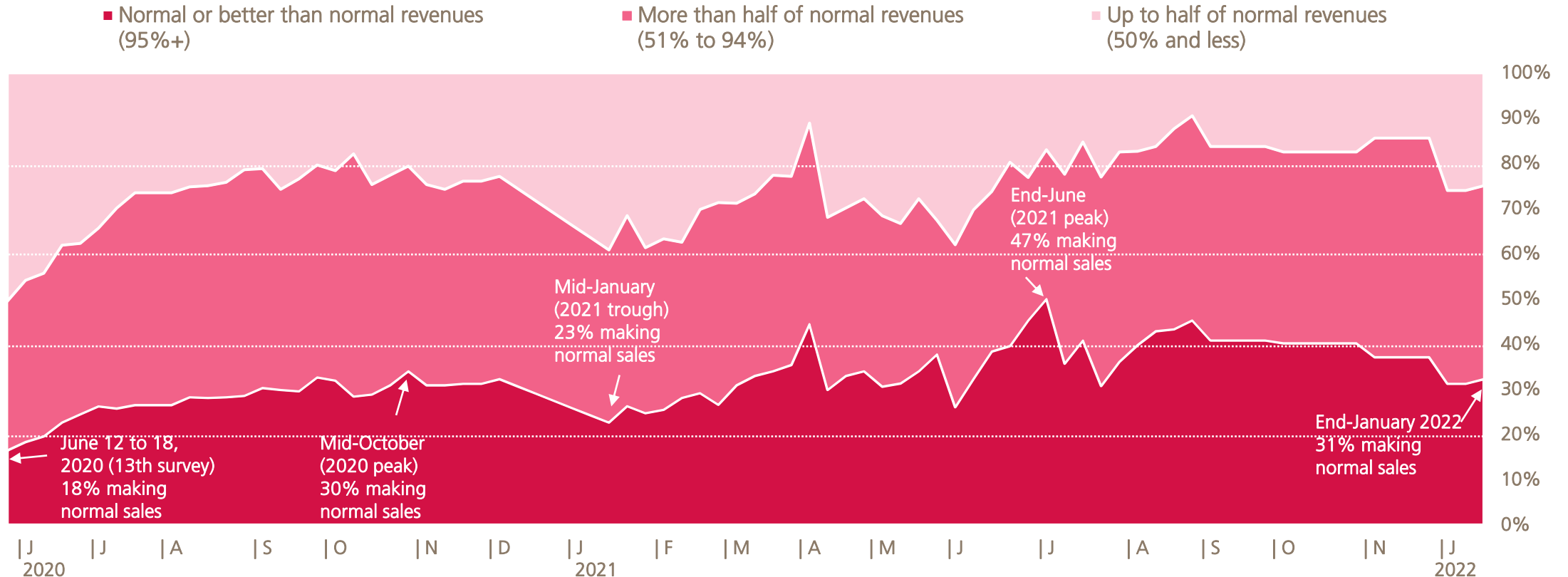
(By province and sector, % response)



Source: CFIB, Your Voice – January 2022 survey, January 18-27, 2022, final results, n = 5,244.

Note: *Small sample size (<40).

Not even a third of Canadian small businesses are making normal revenues (% response)

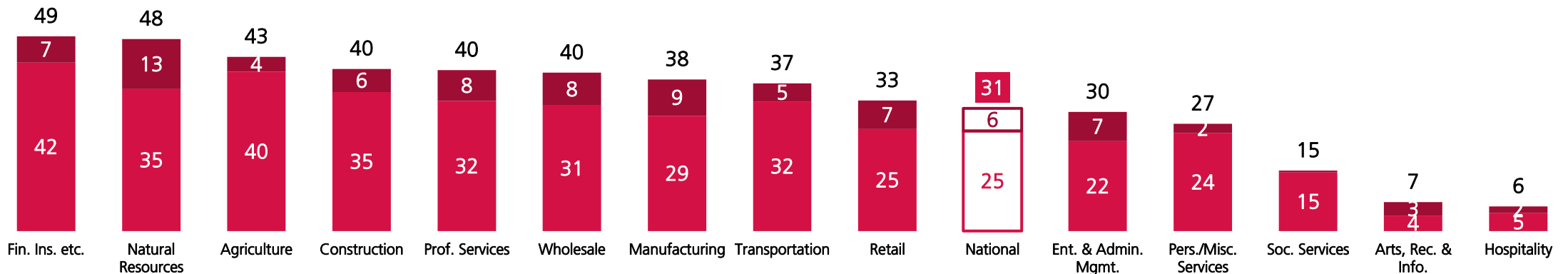
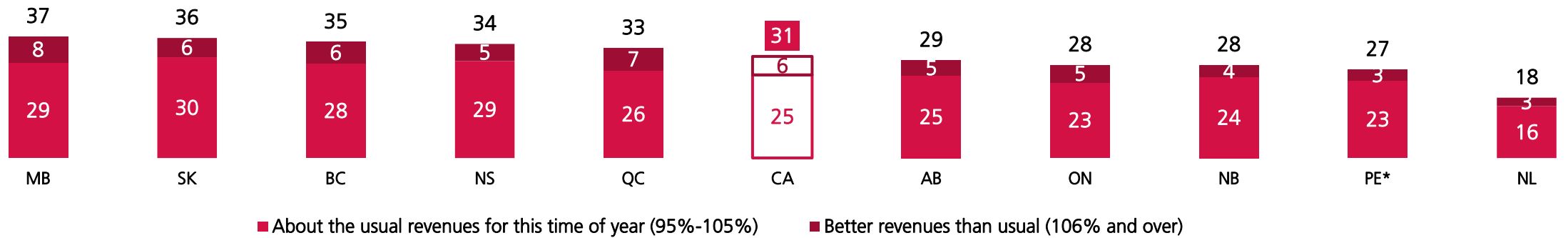


➡ 31% of Canadian business are making normal sales, down 5 percentage points from November 2021.

Source: CFIB, COVID-19 and Your Voice surveys – June 2020 to January 2022.

Normal or better revenues, January 2022

(By province and sector, % response)

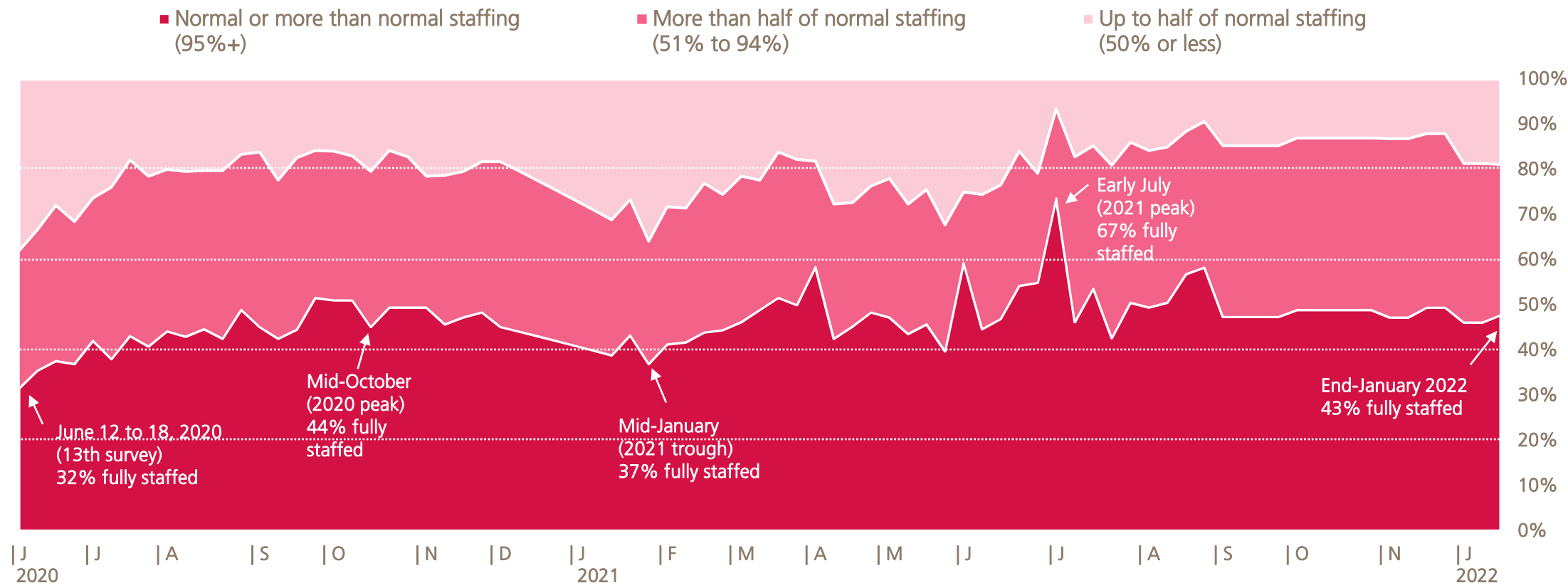


Source: CFIB, Your Voice – January 2022 survey, January 18-27, 2022, final results, n = 5,247.

Notes: *Small sample size (<40).

Totals may not add up due to rounding.

Staffing is in neutral: only 4 out of 10 Canadian small businesses fully staffed (% response)

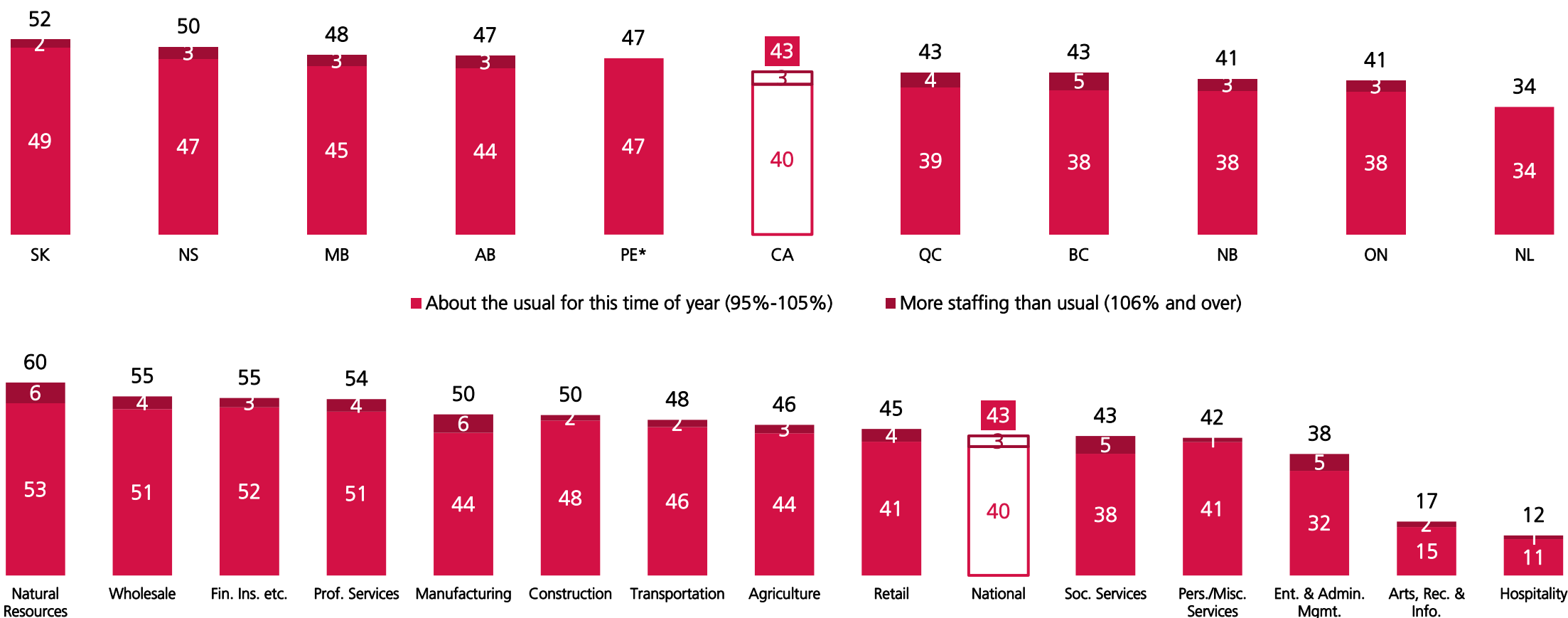


➡ Close to half of businesses are still not fully staffed, a situation that has remained stable since last fall.

Source: CFIB, COVID-19 and Your Voice surveys – June 2020 to January 2022.

Normal or above normal staffing, January 2022

(By province and sector, % response)

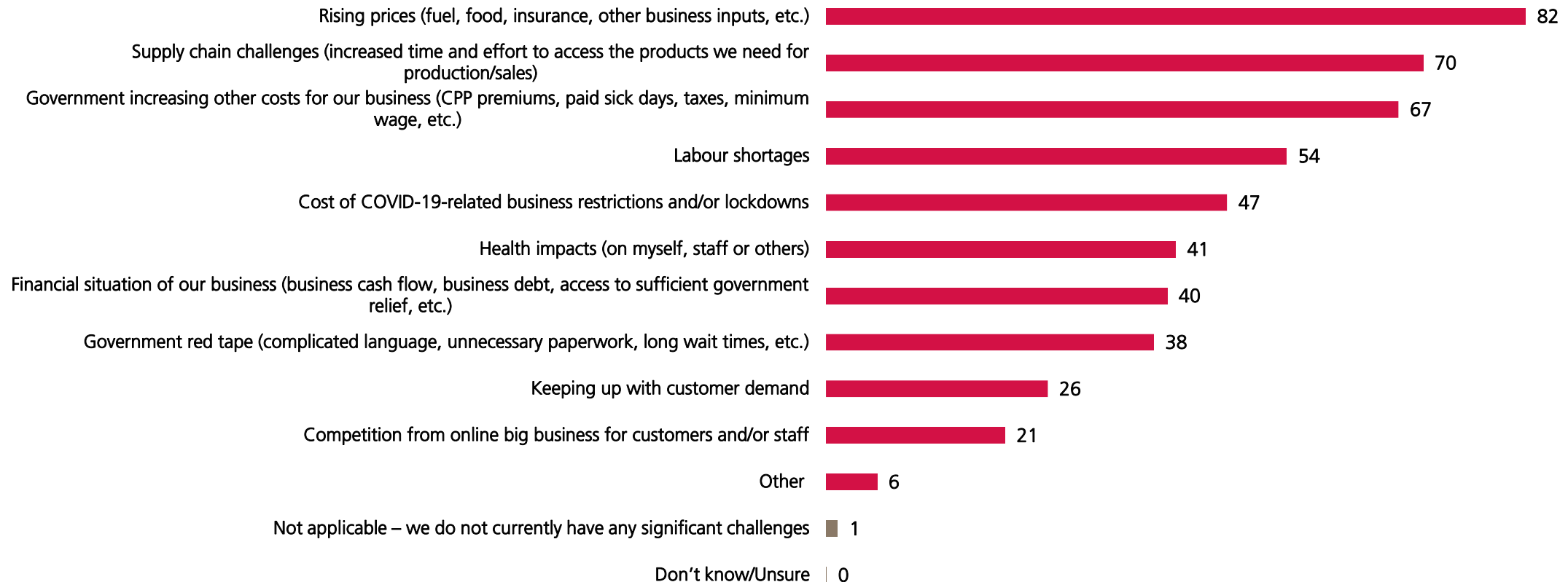


Source: CFIB, Your Voice – January 2022 survey, January 18-27, 2022, final results, n = 5,203.

Note: *Small sample size (<40).

Totals may not add up due to rounding.

Rising prices, costs, and supply chain issues top business owners' list of significant challenges heading into 2022 (% response)



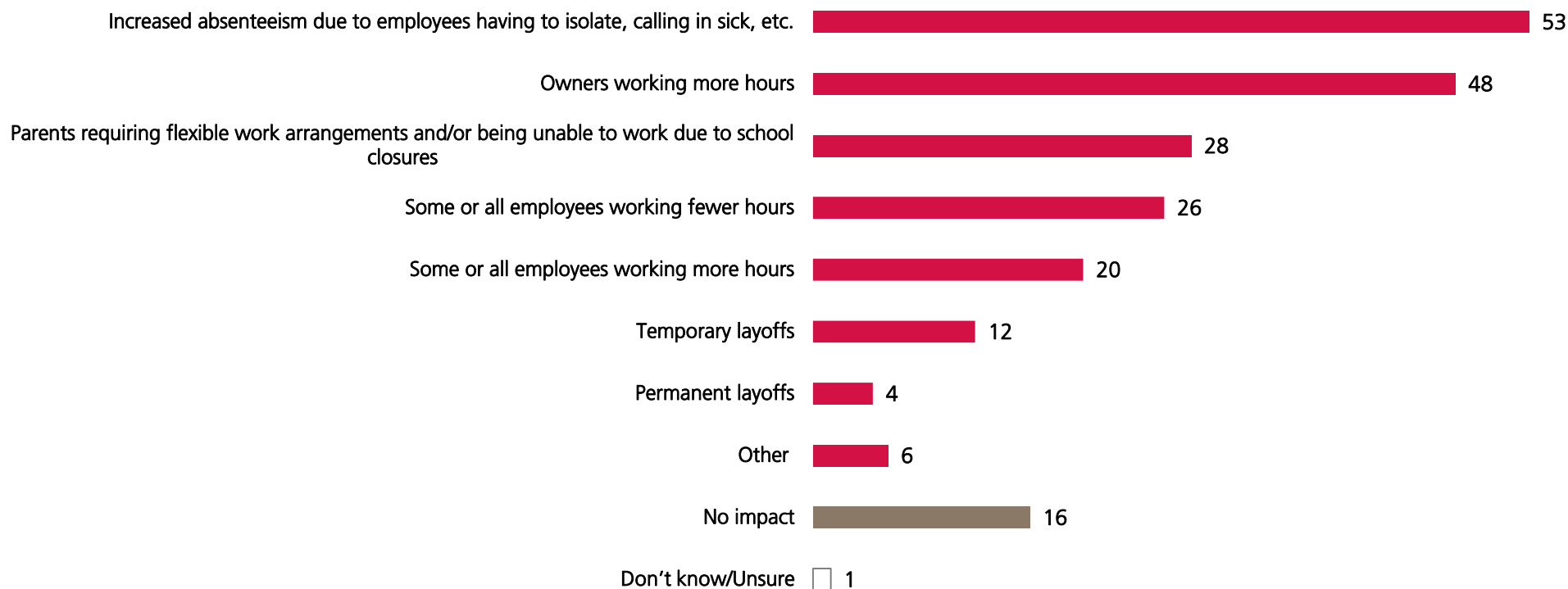
Source: CFIB, Your Voice – January 2022 survey, January 18-27, 2022, final results, n = 5,557.

Note: Respondents were allowed to select more than one answer choice. Percentages will not add to 100%.

Question: Which challenges are significant for your business as we head into 2022?

The fifth wave of the pandemic has increased employee absenteeism, and business owners had to put in more hours as a result

(% response)

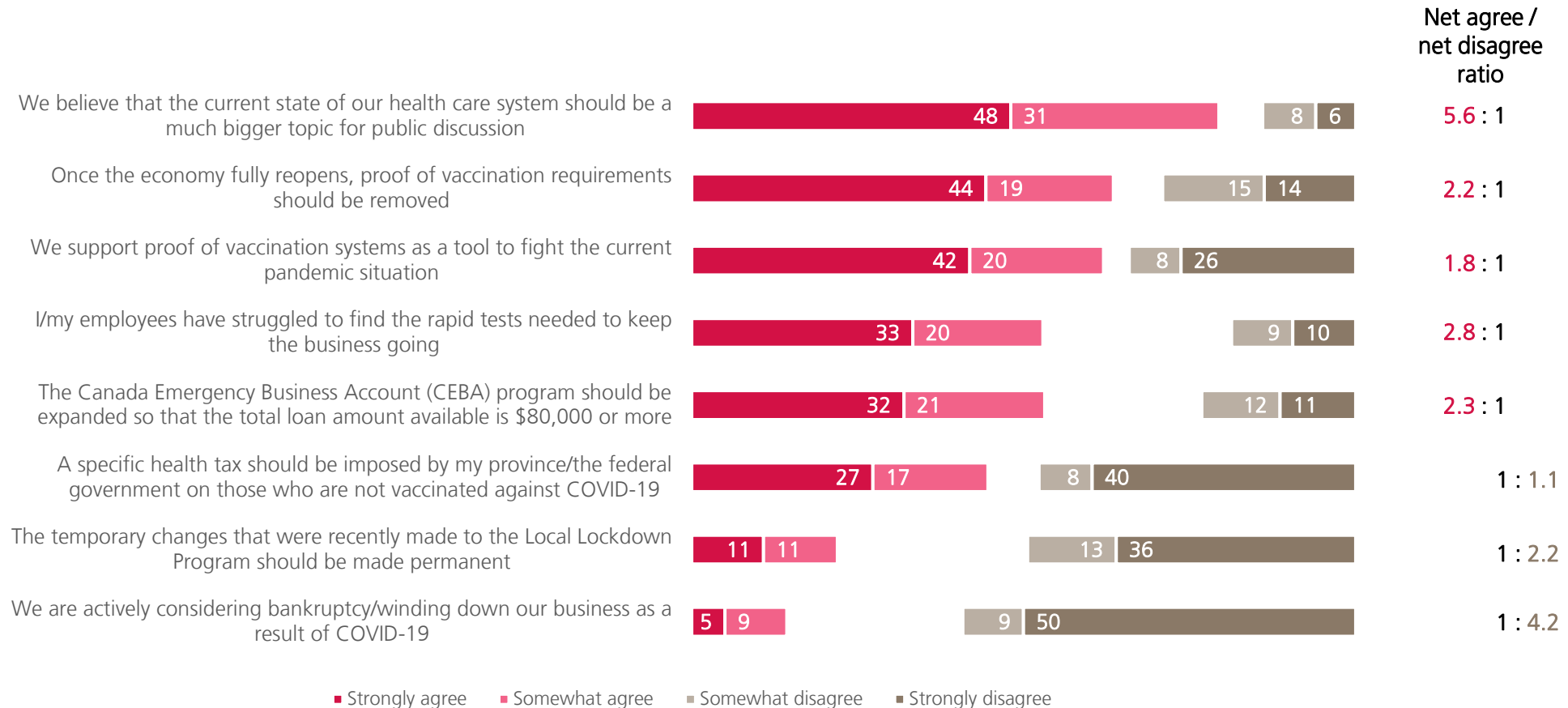


Source: CFIB, Your Voice – January 2022 survey, January 18-27, 2022, final results, n = 4,641.

Note: Respondents were allowed to select more than one answer choice. Percentages will not add to 100%.

Question: What impact is the current wave of the pandemic having on staffing and employment in your business?

Business opinions on government COVID-19 response and restrictions (% response)



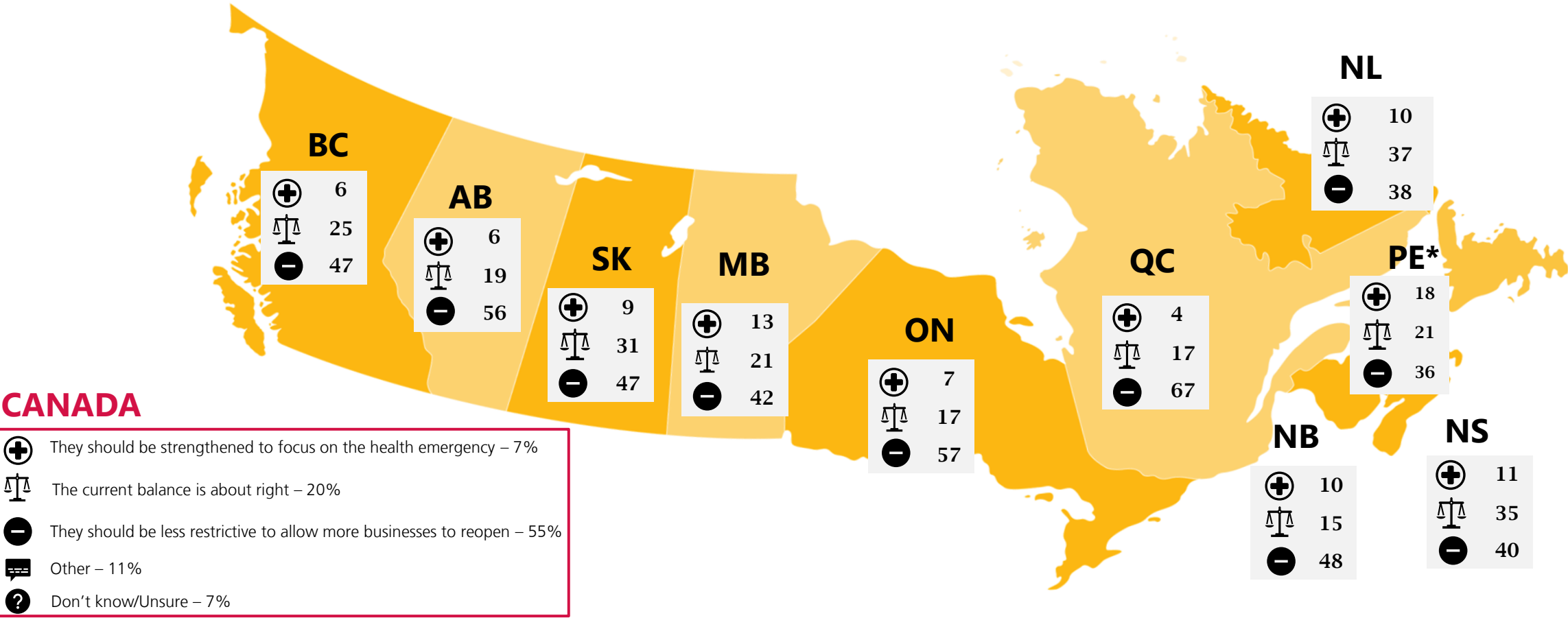
Source: CFIB, Your Voice – January 2022 survey, January 18-27, 2022, final results, n = between 5,171 and 5,217 per statement.

Notes: (1) Totals may not add up due to rounding.

(2) Not shown in the middle of the bars: shares of respondents indicating “Don’t know/Unsure” and “Not applicable”

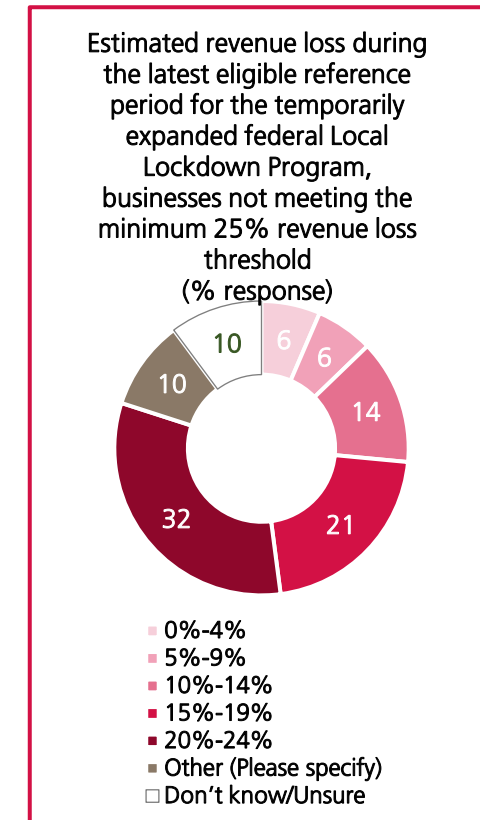
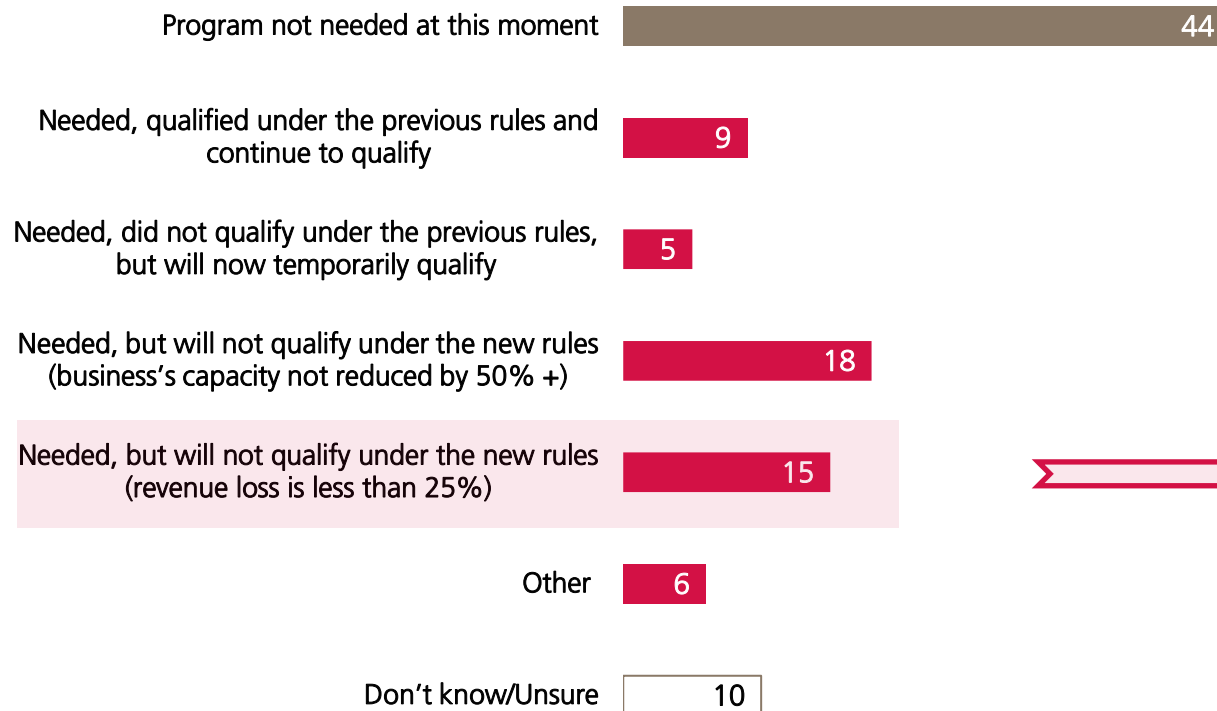
Business support for additional restrictions is weak

(% response)



Source: CFIB, Your Voice – January 2022 survey, January 18-27, 2022, final results, n = 5,512
Note: 1) *Small sample size (<40).
2) Provincial comparison does not show “Other” or “Don’t know/Unsure”.
Question: Which of the following best represents your business’s views on current government lockdowns and/or business restrictions in your province?

More than half of businesses still need the Local Lockdown Program, but of those, most are unsure they will/won't qualify under the new rules (% response)



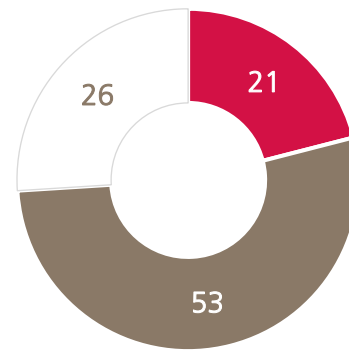
Source: CFIB, Your Voice – January 2022 survey, January 18-27, 2022, final results, n(left) = 5,372, n(right) = 649.

Note: Respondents were allowed to select more than one answer choice. Percentages will not add to 100%.

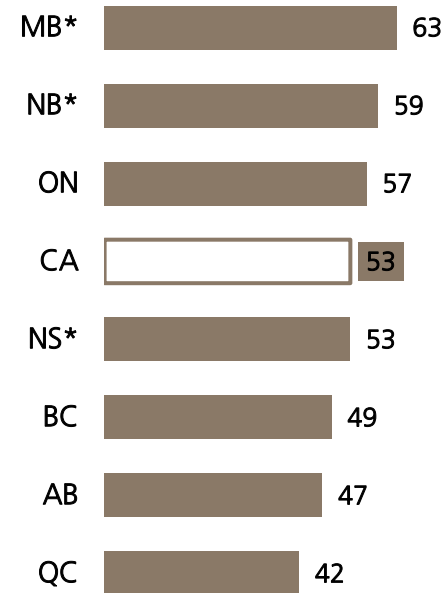
Question: Given these temporary changes to the federal Local Lockdown Program, which of the following would apply to your business situation?

Will the temporary changes to the Local Lockdown Program cover businesses' needs?

(% response)



■ Yes
■ No
□ Don't know/Unsure



Of businesses that need support and qualify for the program, over 1 in 2 say it will not cover their needs.

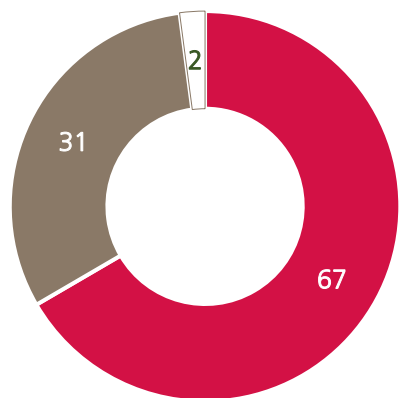
Source: CFIB, Your Voice – January 2022 survey, January 18-27, 2022, final results, n = 638

Note: *Small sample size (<40).

Base: Respondents answered this question only if they need support and qualify for the program under the temporary changes.

Small business debt as a result of COVID-19

(% response)



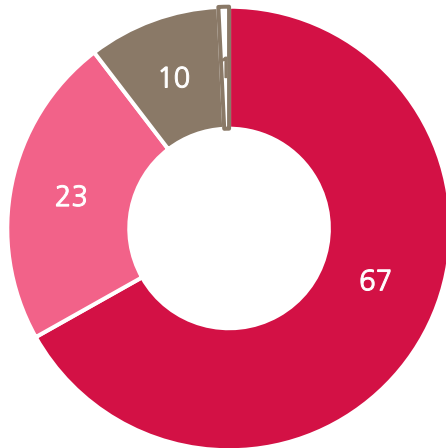
■ Yes ■ No □ Don't know/Unsure

Businesses have taken on an average of **\$158,128** in additional debt due to COVID-19

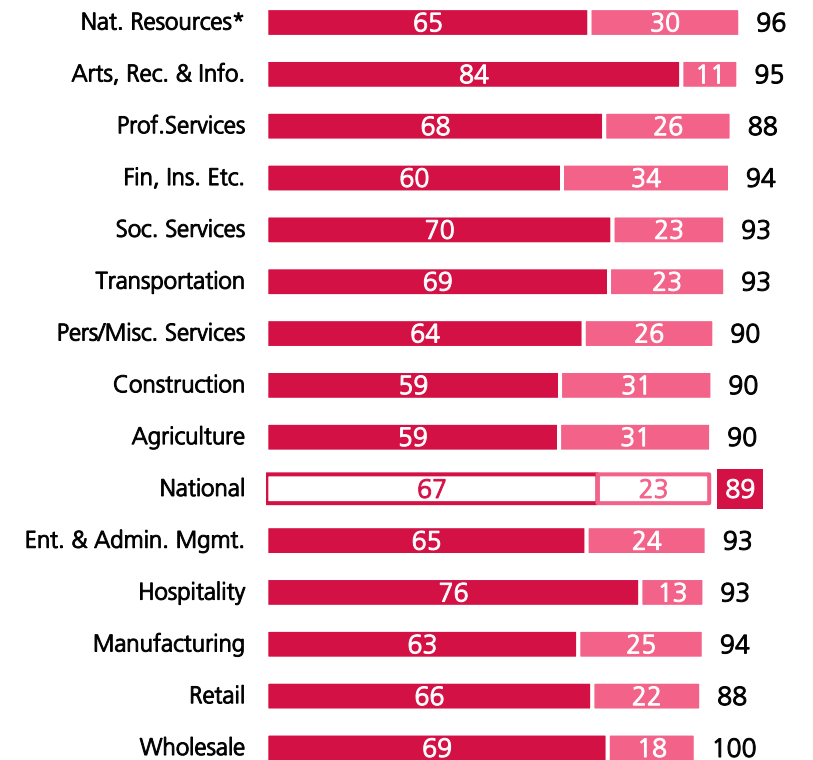
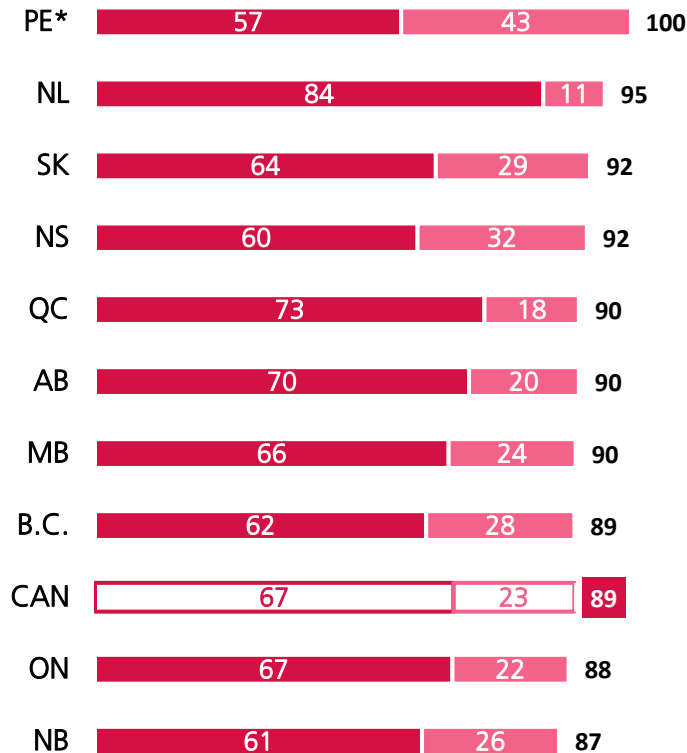
Average debt per business	
Agriculture & Natural Resources*	\$448,533
Wholesale	\$220,668
Hospitality	\$206,462
Construction	\$192,644
Manufacturing	\$192,519
Arts, Recreation & Information	\$182,876
Transportation	\$175,893
National	\$158,128
Personal, Misc. Services	\$135,371
Finance, Insurance, Real Estate & Leasing	\$115,000
Retail	\$100,542
Professional Services	\$85,441
Enterprises & Admin. Mgmt.	\$84,885
Social Services	\$82,023

Source: CFIB, Your Voice – January 2022 survey, January 18-27, 2022, final results, n = 2,727
Question: Did your business take on any debt as a result of COVID-19? When responding consider all forms of debt taken on, including provincial and/or federal government loans (such as CEBA or HASCAP), credit cards, lines of credit, loans from family and friends, unpaid taxes/rent/bills, etc.

9 in 10 businesses indicate they have used CEBA so far (% response)



- Yes – between \$40,001 and \$60,000
- Yes – up to \$40,000
- No
- Don't know/Unsure



Source: CFIB, Your Voice – January 2022 survey, January 18-27, 2022, final results, n = 3,573.

Note: *Small sample size (<40).

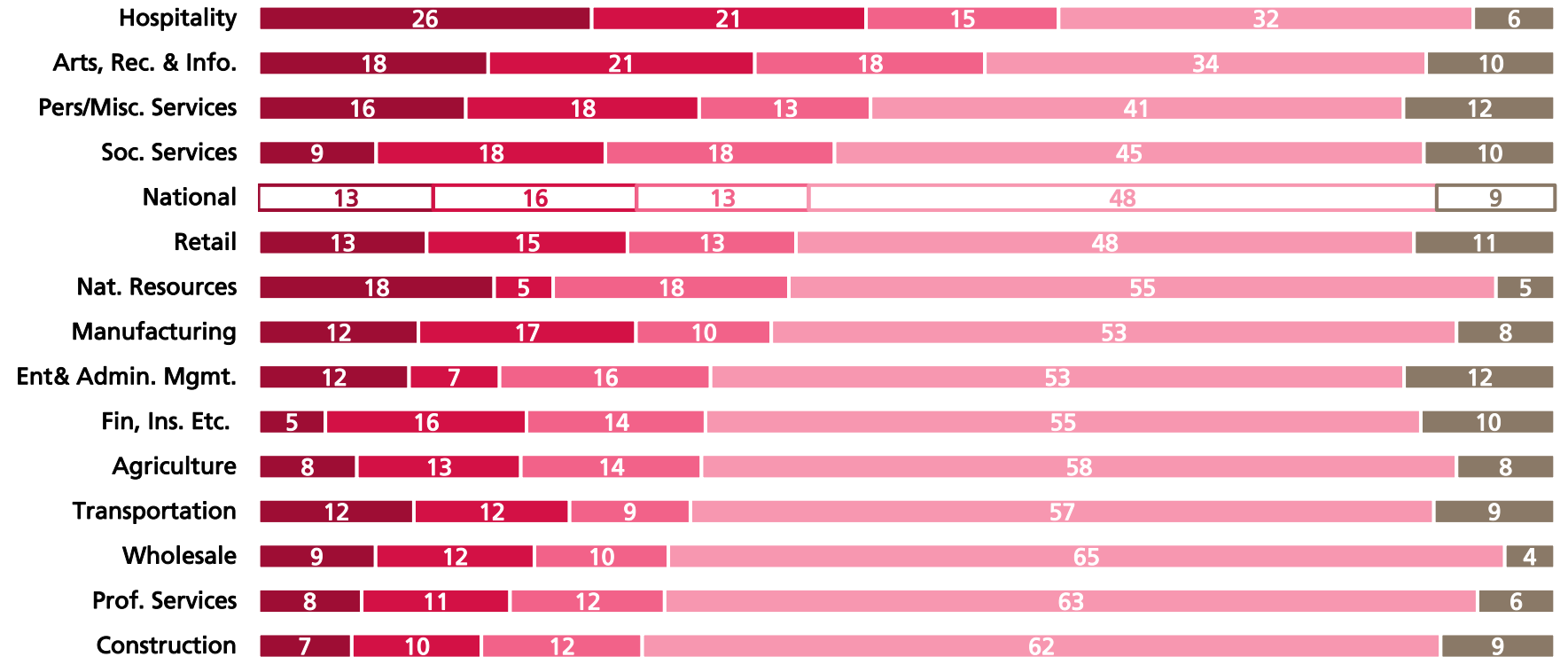
Totals may not add up due to rounding

Question: Did your business use the Canada Emergency Business Account (CEBA) to cope financially with COVID-19?

Close to half of businesses won't be able to repay their CEBA loan within two years (% response)

It will take **29%** of businesses **more than 2 years** to repay their CEBA loan.

An additional **13%** don't know if they will be **able to repay it at all.**



■ Concerned about not being able to repay at all ■ More than three years ■ Between two and three years ■ Less than two years ■ Don't Know/Unsure

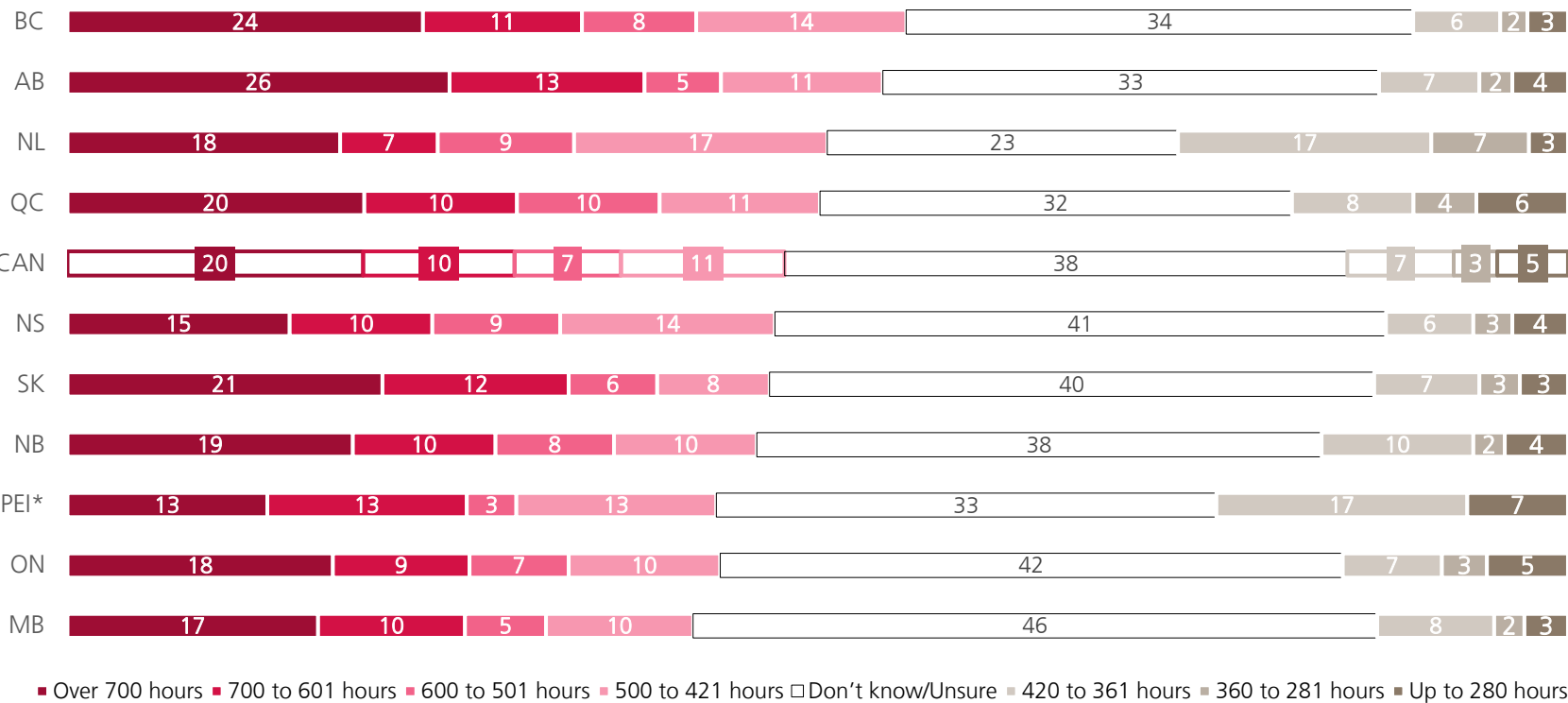
Source: CFIB, Your Voice – January 2022 survey, January 18-27, 2022, final results, n = 3,181.

Notes: 1) *Small sample size (<40).

2) Totals may not add up due to rounding

3) The following answer choices have been grouped under “Less than two years”: “Up to 6 months”, “More than 6 months and up to a year”, “More than a year and up to two years”.

Hours of work to qualify for EI benefits: more business owners support above 420 per year (% response)



Background shared before question:

Employees must have worked a minimum number of hours in the past 52 weeks to qualify for Employment Insurance (EI) benefits.

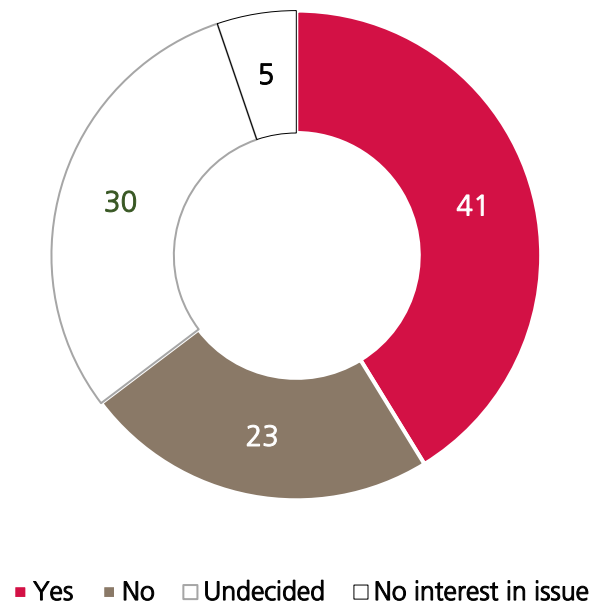
Before the pandemic, the minimum hours to be worked was mostly dependent **on local labour market conditions** – ranging from 420 hours in areas of high unemployment to 700 hours in areas of low unemployment.

Due to the pandemic, the required minimum number an employee worked during the qualifying period for EI has temporarily been **set at 420 across Canada** (for a full-time employee working 37.5 hours / week, 420 hours = 11.2 weeks).

Without further changes, the pre-pandemic rules would come back into force in **September 2022**.

Source: CFIB, Your Voice – January 2022 survey, January 18-27, 2022, final results, n = 5,210
 Notes: 1) *Small sample size (<40).
 2) Totals may not add up due to rounding
 Question: What should be the necessary number of hours worked in order for employees in your region to qualify for EI benefits?

Businesses are split on whether the federal government should contribute to the EI program by paying a portion of the premiums (% response)



Background shared with the question:

Prior to 1990, the Federal government contributed 20 per cent of the total cost of EI premiums, with the remaining 80 per cent split evenly between employers and employees. Since 1990, the EI program has been funded by the current employer employee split of 60/40 with no contribution from government.

Supporters say:

- Having government contribute a portion of EI premiums would assist in covering additional costs incurred by the EI system due to pandemic-related government restrictions;
- The government share would help finance social programs funded under EI (such as compassionate care and maternity/parental leave).

Opponents say:

- The government would increase taxes elsewhere to help pay for its contributions;
- It would provide more leverage for government to expand the EI program away from its core purpose.

Source: CFIB, Your Voice – January 2022 survey, January 18-27, 2022, final results, n = 5,197

Note: Totals may not add up due to rounding

Question: Should the Federal government contribute to the EI program by paying a portion of the premiums (for example, 20 per cent)?